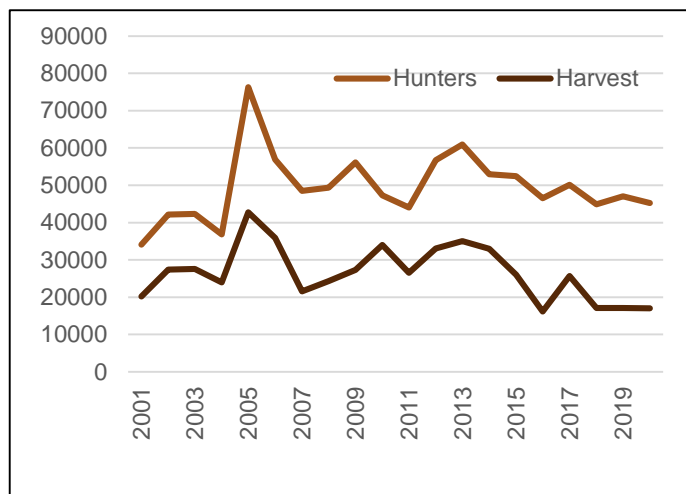


### Statewide Wild Turkey Harvest

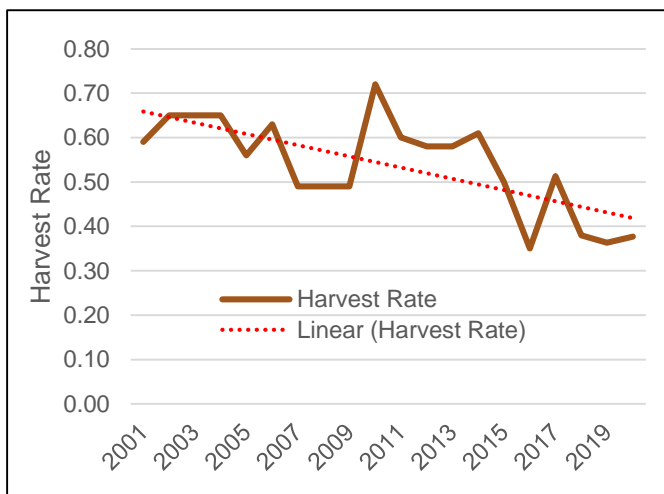
Statewide, an estimated 45,205 hunters hunted wild turkey in 2020; down 4% from 2019. These hunters harvested an estimated 17,048 gobblers in 2020 (unchanged from 2018 and 2019). The harvest rate was 0.38 turkeys per hunter, slightly above the 2019 rate. Juvenile male turkeys (jakes) accounted for 1,540 (9%) of the total gobblers harvested. Regionally, the Piedmont had the highest percentage of the total harvest (45%) followed by the Upper Coastal Plain (29%). These were followed by Ridge and Valley (14%), the Lower Coastal Plain (8%), and the Blue Ridge regions (4%). Regional harvest totals were similar to 2019, except for an uptick in harvest in the Piedmont region. Hunter satisfaction was 83%, lower than the previous year, but similar to the 5-year average of 84%. Hunter satisfaction is defined as the percentage of hunters surveyed who rated the season Excellent, Good, or Satisfactory.

Source: Georgia Spring Turkey Harvest 2020 Report, Responsive Management

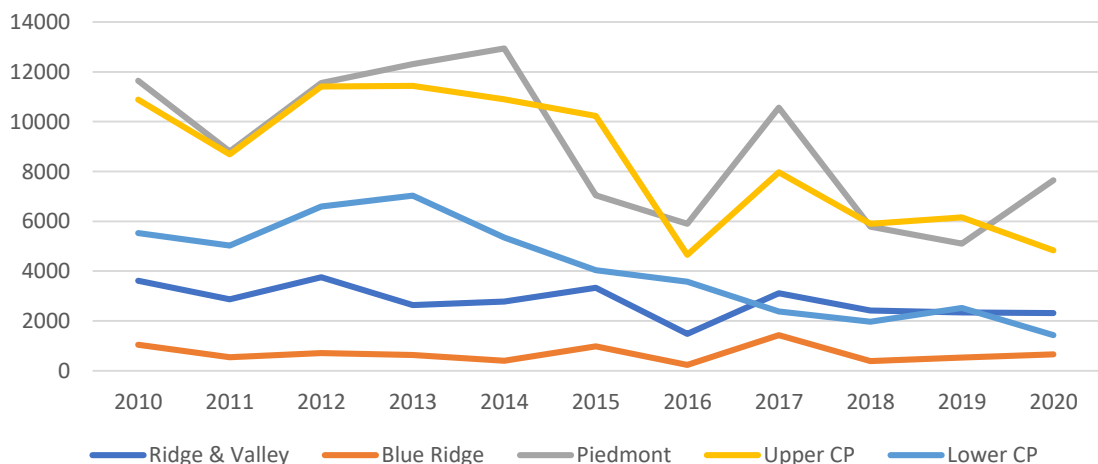
Turkey Hunters and Harvest 2001-2020.



Harvest Rate (turkeys harvested/hunter) 2001-2020



Estimated Turkey Harvest by Physiographic Region 2010-2020



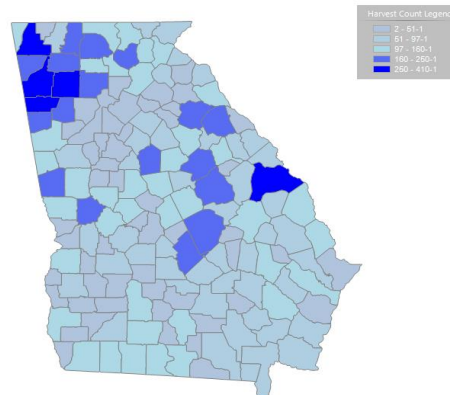
### Harvest Reporting – Game Check

Since 2016, hunters have been required to report their turkey harvest by phone, internet, or app. Total reported harvest to Game Check remained stable from 2016-2019 but jumped 25% in 2020. This reporting requirement allows WRD to track harvest trends at the local level, as well as easily track WMA harvest.

Harvested turkeys reported to Game Check, 2016-2020

2016	11,229
2017	11,781
2018	11,948
2019	11,521
2020	14,412

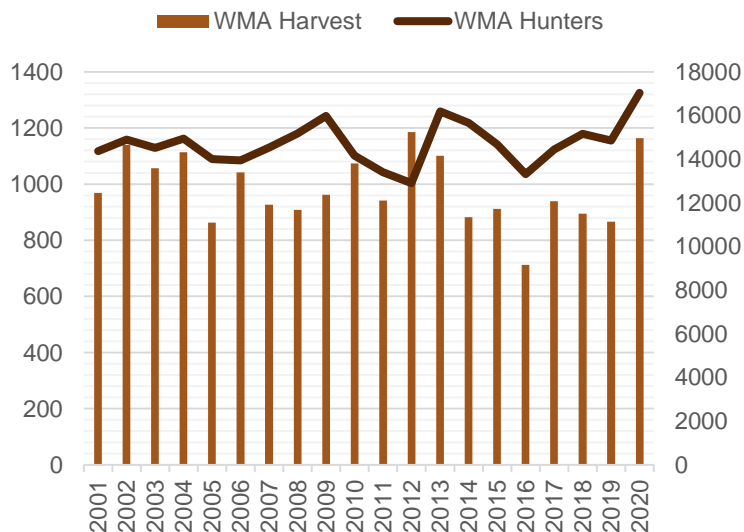
Game Check reported harvest by county, 2020



### Wildlife Management Area Harvest

In 2020, 17,030 hunters signed in on 115 WMAs, a 15% increase over 2019. These hunters harvested 1,164 gobblers, a 34% increase over 2019 and the highest harvest since 2012. Jakes comprised 16% of the WMA harvest. Overall, hunters had a success rate of 6.8% on wildlife management areas in Georgia. In 2020, Hunter satisfaction among public land hunters was 75%, just below the 5-year average of 77% satisfaction.

Georgia WMA Harvest and Hunter use 2001-2020



Top Five WMAs for Total Harvest, 2020

Area	Turkeys Harvested
Paulding Forest	66
Cohutta	48
Redlands	46
Crockford-Pigeon Mtn	44
Dawson Forest	43

Top Five WMAs for Hunter Success, 2020

Area	Hunter Success
Crockford-Pigeon Mtn	23.9%
Joe Kurz	23.7%
Hart County	22.2%
Dixon Memorial	17.9%
Cohutta	17.2%